


## Annual Report 2016-2017

- The students of I,II, III & IV years BE, B.Tech, ME, MBA are following the regulation R-2017 as prescribed by Anna University.
- Academic Calendar of the college is prepared in the beginning of every semester in accordance with the academic calendar of Anna University.
- Department is facilitated with ICT class rooms to inculcate effective teaching learning process for the benefit of students and teachers.
- Number of students studied during the academic year 2016 – 2017 is 1189.
- Skill Development Training Programs on value added course offered at the beginning of every semester to enhance the placement skills of each student, no of courses offered per year is 36. All the enrolled students completed the course.
- Number of actual students admitted from the reserved categories year-wise during the Academic year 2016 – 2017 is 156.
- Number of extensions and outreach programmes organized by the institution through NSS during the academic year 2016 – 2017 is 19.
- Feedback is received from all the stakeholders, Students, Teachers, Employers, Alumni and Parents.
- Class committee meeting and online feedback are the main tools used to collect student feedback. Class committee meeting is conducted before each Internal Assessment test. Class committee meeting is attended by subject handling faculty, class coordinator, class committee in-charge and few students from the specific class. The academic and non-academic problems of the students are recorded in class committee meeting.
- The minutes of the class committee meeting are checked by the head of the department and performances of faculty members are analyzed.




*D. Somasundaram*

**Principal**


**Adithya Institute of Technology  
Coimbatore- 641107**

- Ratio of students to mentor for academic and other related issues during the academic year 2016- 2017 is 1:15. Faculty mentors are assigned to each student all through the four years. One mentor is assigned with 15 mentees.
- Number of Full-time teachers is 198. Number of sanctioned post is 203 during the academic year 2016 - 2017.
- In the academic year 2016 – 2017 totally 370 final year students have appeared for final year examination around 284 students have cleared the final examination and the pass percentage is 76.76.
- There are 10 publications during the academic year 2016 - 2017 both National and International publications.
- Total number of MOUs for the year 2016 – 2017 is 3.
- Average percentage of students progressing to higher education during the academic year 2016 - 2017 is 1.
- Campus area is around 41561.21 square meters. There are 29 classrooms with ICT facilities. There are 55 laboratories. There are 4 Seminar Halls with ICT facilities.
- Annual expenditure for purchase of books and journal in the academic year 2016 -2017 is Rs.7,01,998.
- No. of students who received scholarships and freeships from Central/State government amount is Rs.15,54,000.
- The attendance as well as internal assessment marks is communicated to the parents through mobile, letters and parent teachers meeting conducted every semester to review the performance of the students.
- Library Advisory Committee ensures that there are sufficient number and volume of books and e-journals.
- Hostels for boys and girls with the capacity to accommodate 736 students, 650 Networked terminals with 100Mbps internet and Wi-Fi enabled campus, 8 CCTVs.



*D. Somani*  
Principal  
Adithya Institute of Technology  
Coimbatore- 641107

- Financial support was provided to 45 faculties as registration fee during the year 2016 - 2017 to attend conferences /workshops. Total fund is 46,500.
- Contributions towards Group Insurance coverage to the entire faculty and students.
- Green audit and energy audit periodically done.
- Ramp facility is available for physically handicapped students.
- Gym facility is available in the hostel.
- Total number of professional development /administrative training Programmes organized by the institution for teaching and non- teaching staff during the academic year 2016- 2017 is 14.
- Average percentage of teachers undergoing online/face-to-face Faculty development Programmes (FDP) during the academic year 2016 – 2017 is 49%.



Principal

**Principal**  
**Adithya Institute of Technology**  
**Coimbatore- 641107**



Principal  
Adithya Institute of Technology  
Coimbatore- 641107